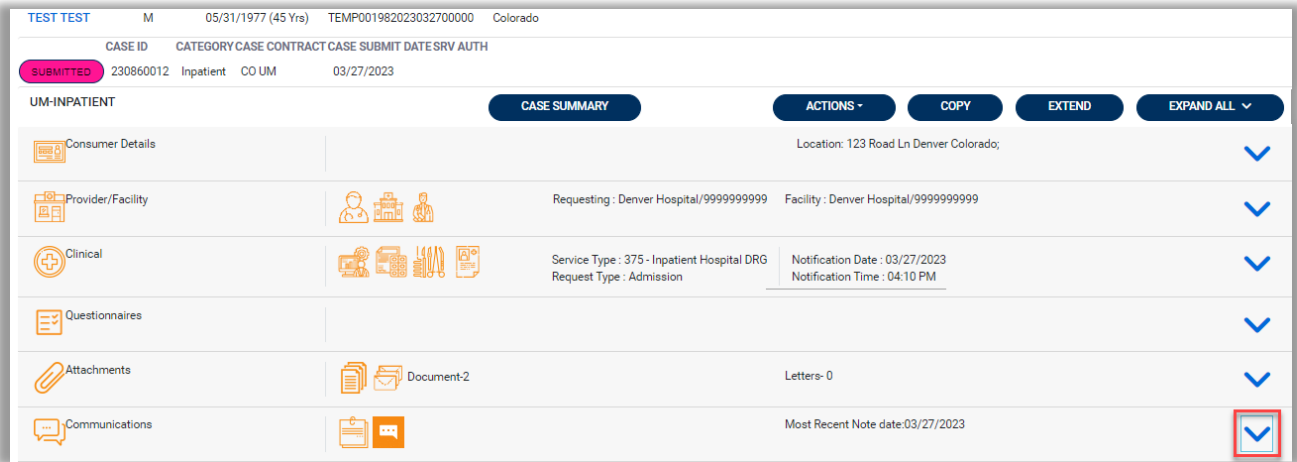


Summary

The Notes section will display documentation regarding the case and provide detailed information on the status, or determination. These instructions will show you how to view case notes.

1 Expand the Communications Ribbon

From the case page, expand the Communications ribbon.



TEST TEST M 05/31/1977 (45 Yrs) TEMP00198203032700000 Colorado

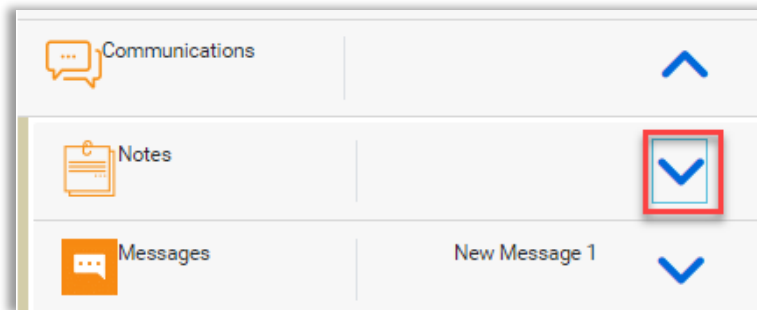
CASE ID CATEGORY CASE CONTRACT CASE SUBMIT DATE SRV AUTH
SUBMITTED 230860012 Inpatient CO UM 03/27/2023

UM-INPATIENT CASE SUMMARY ACTIONS COPY EXTEND EXPAND ALL

Consumer Details	Location: 123 Road Ln Denver Colorado;		⌵
Provider/Facility	Requesting : Denver Hospital/9999999999	Facility : Denver Hospital/9999999999	⌵
Clinical	Service Type : 375 - Inpatient Hospital DRG Request Type : Admission	Notification Date : 03/27/2023 Notification Time : 04:10 PM	⌵
Questionnaires			⌵
Attachments	Document-2	Letters- 0	⌵
Communications	Most Recent Note date:03/27/2023		⌵

2 Expand the Notes Ribbon

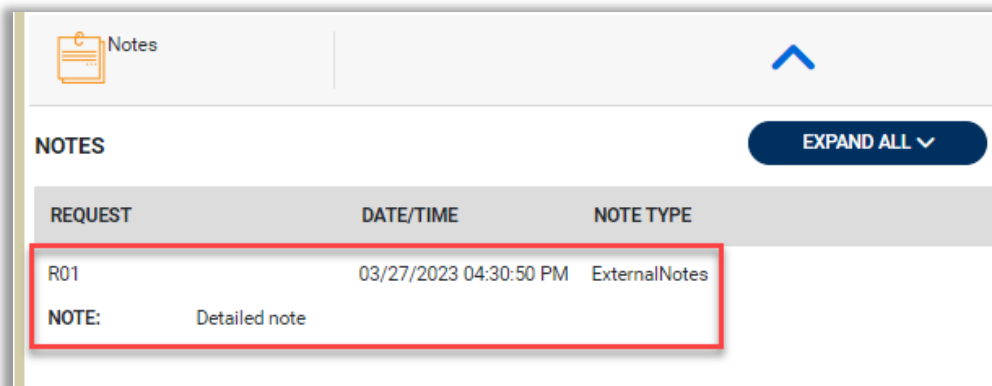
Notes and Messages ribbons will appear, click the Notes Ribbon to expand.



Communications	⌵
Notes	⌵
Messages	New Message 1 ⌵

3 Review Notes

Review the Request, Date/Time, Note Type, and the Note fields.



Notes EXPAND ALL

REQUEST	DATE/TIME	NOTE TYPE
R01	03/27/2023 04:30:50 PM	ExternalNotes
NOTE:	Detailed note	