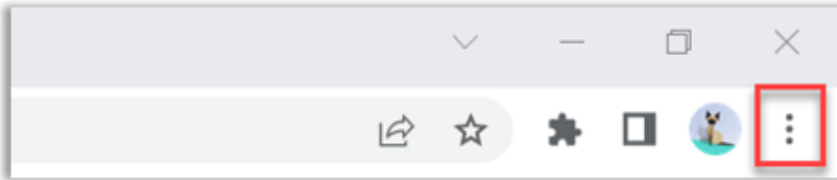


Summary

If your internet browser seems slower than usual, you may want to clear your browser history and cookies. The instructions below are for Chrome.

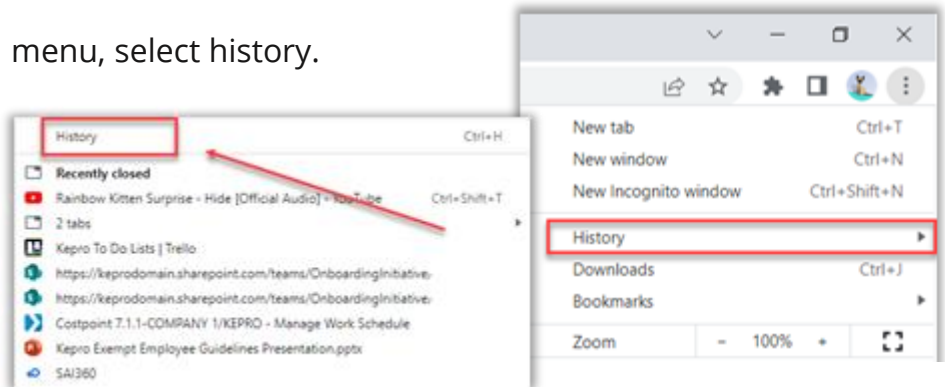
1 Click the ellipsis on your browser

The ellipsis will be in the top right corner

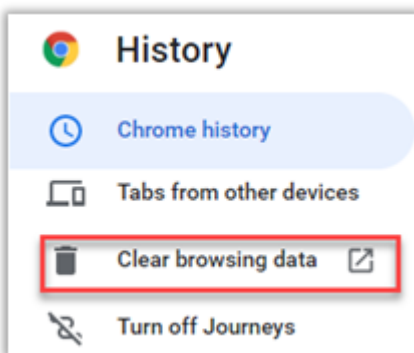


2 Select History

From the drop-down menu, select history.



3 Click Clear Browsing Data



4 Click Clear Data

Ensure that Browsing History, Download History, Cookies and other site data, and Cache images and files

