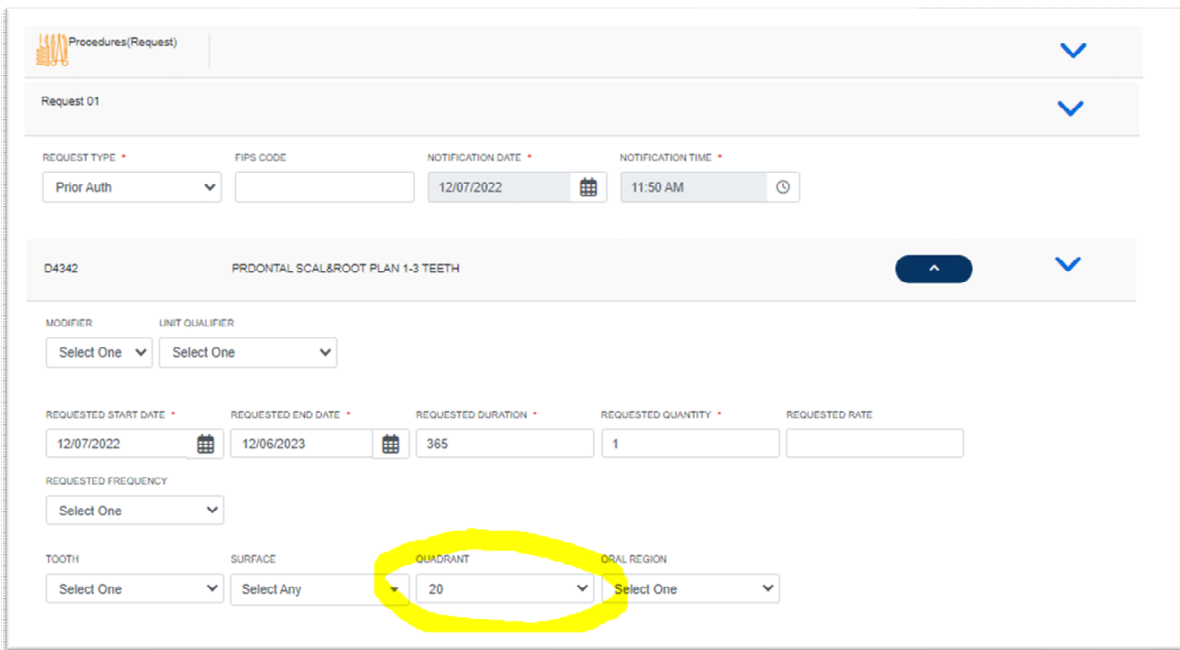


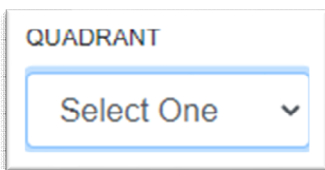
Attention DENTAL providers creating cases for D4341 and/or D4342:

For each quadrant being requested, you must create a procedure line (IE: 4 quadrants will require 4 procedure entries). Then for each procedure line, you must choose the quadrant requested for that procedure line:

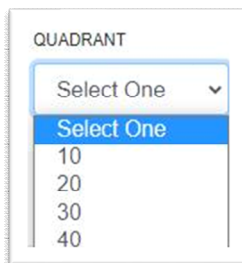


The screenshot shows the 'Procedures(Request)' form with the following fields:

- REQUEST TYPE: Prior Auth
- FIPS CODE: [Empty]
- NOTIFICATION DATE: 12/07/2022
- NOTIFICATION TIME: 11:50 AM
- D4342 PRDONTAL SCAL&ROOT PLAN 1-3 TEETH
- MODIFIER: Select One
- UNIT QUALIFIER: Select One
- REQUESTED START DATE: 12/07/2022
- REQUESTED END DATE: 12/06/2023
- REQUESTED DURATION: 365
- REQUESTED QUANTITY: 1
- REQUESTED RATE: [Empty]
- REQUESTED FREQUENCY: Select One
- TOOTH: Select One
- SURFACE: Select Any
- QUADRANT: 20 (highlighted in yellow)
- ORAL REGION: Select One



QUADRANT
Select One



QUADRANT
Select One
10
20
30
40

quad 10 = quad 1 or upper right (UR)
 quad 20 = quad 2 or upper left (UL)
 quad 30 = quad 3 or lower left (LL)
 quad 40 = quad 4 or lower right (LR)

You may see the error message below. However, once you select the quadrant, this error message will resolve, and you will be able to complete your submission.

Reminder

Error Messages:
 Please select a Quadrant before submitting.